


Harrow's Local Area Agreement 2008-2011

Priority		National Indicator(s)	Baseline	2008/09	2009/10	2010/11	Partners	Lead & Management Group(s)
Increase independent living for older people	D	136* People supported to live independently through social services	2283 per 100,000 (07/08)	2385 per 100,000	2785 per 100,000	2924 per 100,000	Age Concern	AH&SC Paul Najsarek Harrow Council
The baseline was established using the weighted population. We do not expect a growth in grant funded services in the first year as current service level agreements do not run out until 2009/10. In the new SLAs, beginning 09/10 it will become mandatory for services who are provided grants to provide a return. The figures assume an increase in the number of people who are directly provided in the first year, an increase in the number of grant funded services in the 2 nd year and a 5% increase overall in both directly provided and grant funded services.								
Identify and provide support to carers	D	135* Carers receiving needs assessments or reviews and a specific carer's service or advice and information	53% (07/08)	57%	59%	62%	Harrow Carers CYPSP	AH&SC Paul Najsarek Harrow Council
The baseline is based on the current number of carers receiving services plus the number of people provided information and advice. Resources will be applied in the first year to capture 100 additional people in both carers receiving services and advice and information. It is expected that this will mean that a large majority of people will now receive advice and information and this figure will not continue a steady increase in the 2 nd and 3 rd years. Effort will then be placed on improving the number of people who receive assessments.								
We realise that this are ambitious targets but we are confident that we can achieve these.								
Users to direct their own care	D	130* Social Care clients receiving Self Directed Support (Direct Payments and Individual Budgets)	148 per 100,000 (07/08)	245	750	1300	HAD	AH&SC Paul Najsarek Harrow Council
The aim of the council is to have half of our total clients provided with self directed support. A pilot is being undertaken in 08/09, which includes creating a team based in Milmans to increase the number of social care clients who receive self directed support. It is expected that this will increase our figures slightly. This pilot will then be rolled out to the remaining areas over the last two years of the agreement.								
A rigorous process has been undertaken to establish these ambitious calculations.								
	D	134* The number of Emergency Bed days per head of weighted population	78,690 (07/08)	77,116 (2% fall)	75,573 (2% fall)	74,061 (2% fall)	PCT Unscheduled Care Board	AH&SC Daniel Elkeles Trust
The proposed targets factor in the low numbers that already exist and the wards transfer (PCT wards moving over to the acute trust) may offset any larger reduction in the previously existing bed base								

Harrow's Local Area Agreement 2008-2011

Priority		National Indicator(s)	Baseline	2008/09	2009/10	2010/11	Partners	Lead & Management Group(s)
	D	146* Adults with learning disabilities in employment	0% in paid employment			Targets to be established in 08/09	Paul Najsarek Mencap Choices Supporting People Community Link Up	SD&E Chair of SD&E Claire Codling Harrow Council
The additional part of the work in the first year will be to track where the existing jobs are - and their status i.e. voluntary, employed /part time against the LAA criteria boxes. The targets are based on the number of new people who fall under the FACs eligibility that go into employment								
Reduce health inequalities								
	D	149* Adults in contact with secondary mental health services in settled accommodation	Baseline to be established 08/09		Targets to be established 2009	Targets to be established 2009		AH&SC CNWL Ruth Shippey Vicky Haddow
This indicator will be deferred until the first review								
	D	57* Children and young people's participation in high-quality PE and sport	Established 08/09		TBC at first annual refresh		Schools	Heather Clements (CYPP) Harrow Council
	D	39* Alcohol Harm related hospital admissions	1100 14% inc 2006/07 DH	1232 12% inc	1355 10% inc	1463 8% inc	Council (Rosanna Cowan) Ambulance Services Police Trust	AH&SC Richard Wells (PCT)
The baseline data for Harrow in 2005/06 was a rate of 968 per 100,000 population and 1100 in 2006/07, an increase of 14%. Given the level of increase it was agreed that we should aim for a trajectory that reduces the increase, rather than a reduction that is likely to be difficult to achieve.								
Tackle Infant Mortality	D	53* Prevalence of breastfeeding at 6-8 weeks from birth	45.9%  NI 53 target calculations.doc	60.2% 85.5%	63.3% 90.4%	66.0% 95.0%	Louise Taylor	CYPP Angie Woods PCT
The baseline is PCT based and has been worked out by the DH on a series of assumptions taken on our imitation of breastfeeding stats. The proposed target projections are based on a plan to identify poorly performing practices and target them by letter, collecting data via emis or vision and updating at child health end. It is also planned to monitor and if still poor data return recruit to 0.5WTE administrator post to chase out of borough units and contact practices/HV teams regularly.								


Harrow's Local Area Agreement 2008-2011

Priority		National Indicator(s)	Baseline	2008/09	2009/10	2010/11	Partners	Lead & Management Group(s)
	D	126* Early Access for women to maternity services	40%	50%	70%	90%	NHS London	CYPP Angie Woods PCT
Targets are based on the agreed Strategic Health Board direction								
Promote citizenship and civic renewal	D	6* Participation in regular volunteering	To be established after place survey (Sept 2008)				A statistically significant improvement, subject to review in 2009	<ul style="list-style-type: none"> • Voluntary & Community Sector • HAVS (Volunteer bureau) • Police • PCT • Business sector
	D	13* Migrants English Language skills and knowledge	Baseline to be established 2008/09				Targets to be established at annual refresh	Harrow College, Stanmore College, School Clusters CCMG SD&E Geoff Trodd Harrow Council
Projections of targets is based on a number of forthcoming developments in delivery of ESOL: a) from 2009/10 we are planning for an increase in ESOL provision secured by the local authority in a Community Cohesion agenda, in wake of current DIUS Consultation on ESOL b) from 2008/09 onwards, there is a planned increase of numbers of learners on Family Literacy, Language and Numeracy programmes receiving ESOL support c) from 2008/10 there is a planned increase in ESOL for work programmes funded through the LSC. The anticipated consequences will be an increase in numbers of learners 1) accepted on a wider range of ESOL provision and 2) a higher % going through to successful accreditation								
Improve the sense of Cohesion in Harrow	D	1* % of people who believe that people from different background get on well together in their local area	Baseline to be established Place Survey 2008				The target should be a meaningful improvement in the level from the 2008 Places Survey baseline to the 2010 Places survey final measure, subject to response rate.	<ul style="list-style-type: none"> • Voluntary & Community Sector • Police – Safer Neighbourhood teams • Business Sector
Tackle Exclusion	D	140* Fair treatment by local services	To be established after place survey (Sept 2008)					Mike Howes Harrow Council Crosscutting


Harrow's Local Area Agreement 2008-2011

Priority		National Indicator(s)	Baseline	2008/09	2009/10	2010/11	Partners	Lead & Management Group(s)
Increase participation in cultural activities	D	8*	Adult participation in sport Sport England	19%	19.5%	21%	23%	Leisure Connection, Sport England, CSPAN, CLOR Harrow Council
	The proposed targets are based on the leisure centre opening in the third year which will have a positive impact on increasing participation in 2010/11, programmes are in place to increase community use of schools, and through the development of private partnerships and programmes through CSPAN. We are also going to be putting in place new mechanisms to engage with school leavers.							
	D	11*	Engagement in the Arts To be established	0.5%	2.1%	3.1%	Range of forums and activity groups, schools, FE/HE, regional partners, Arts Centre Harrow Council	
	The proposed targets are based on three key points, ACE guidance, an established improvement plan from our regional commentary and we now have direct management of the only arts centre in the borough which allows us to have direct control on participation. Data for this indicator will be collected through Sport England's Active People Survey, with data collection beginning in April and baselines expected in November 2008. Change will be measured across 2.5 years. These figures are cumulative over the three year period and are not separate measures year by year.							
Strengthen the voluntary and community sector	D	7*	Environment for a thriving third sector Baseline to be established by the first wave of the National Survey of Third Sector Organisations	"A measurable improvement to take place between the National Survey of Third Sector Organisations conducted in 2008 and the National Survey of Third Sector Organisations conducted in 2010, calculated in accordance with the OTS briefing note."	Harrow Council PCT, HAVS Police Business HE / FE Sector (LSC) Learning & Skills Council Schools / Education and Early Years Harrow Council			
Safeguard and protect young people	D	63*	Stability of placements of children looked after: length of placement 07/08 PAF	57.7%	62%	64%	66%	Gail Hancock CYPSP Harrow Council



Harrow's Local Area Agreement 2008-2011

Priority		National Indicator(s)	Baseline	2008/09	2009/10	2010/11	Partners	Lead & Management Group(s)
		<p>To gain a positive on this indicator the child needs to be looked after for more than 2.5 years and in a stable placement for 2 years. There are currently around 55 long term looked after children. Any single placement change takes the CLA out of the indicator and starts the clock ticking for 2 years before being counted as a positive again. It is therefore difficult to make a large short term impact on this indicator.</p> <p>Harrow achieved a high number of adoptions in 2007-8 - 14 children - and aims to maintain this high level. This takes children in long term stable placements out of the calculation and leaves a less stable CLA cohort. There is a focus on maintaining stability for all looked after children through a stable workforce and careful case management. This is evidenced by the strong performance on the short term stability indicator but takes time to feed through to the long term. In 2007-8, partially because of the high level of adoptions, there was a small drop in performance. We have set targets to reach 62% by 2008-9 and then a further 2% increase for the remaining 2 years of the LAA and feel that this provides a challenging target.</p>						
Develop integrated CAMHS services	D	51*	Effectiveness of child and adolescent mental health services	14 <i>Provisional</i>	14		Measure to be re-defined	Harrow Council CYPSP Angie Woods PCT
		<p>The baseline and target are based on the PAF indicator A70. The target is based on the self assessment rating of the service under four categories on a scale of 1-4. These are then aggregated with 4 as the lowest possible score and 16 being the highest</p> <p>We are not proposing to stretch performance in the first year of the agreement due to the lack of headroom available (14 out of a possible rating of 16). We will then work towards improving our performance in the second and third years once the measure has been redefined.</p> <p>The baseline is our self-assessed score, which has yet to be validated and that, having improved from a score 12 in 2006/07, maintaining the fairly high score of 14 out of 16 in Year 1 is deemed to be sufficiently challenging.</p>						
Improve child safety	D	60*	Core assessments for children's social care that were carried out within 35 working days of their commencement	77% (Forecast 07/08) Final figure available end of April	80	81	82	CYPSP Gail Hancock Harrow Council
Improve attainment	D	108*	Key stage 4 attainment for Black and minority ethnic groups	 NI 108.doc 07/08	See Word Doc	See Word Doc	See Word Doc	Schools Heather Clements CYPSP Harrow Council

Harrow's Local Area Agreement 2008-2011

Priority		National Indicator(s)	Baseline	2008/09	2009/10	2010/11	Partners	Lead & Management Group(s)	
		We have set challenging targets for improving attainment for all ethnic groups. The targets are set to be above attainment projections which are derived from Fischer Family Trust data. Targets have been agreed through the National Strategies process. We consider that given current projections there is already sufficient challenge built into the target for Black African pupils.							
	D	88*	Number of extended schools	56% 2007/08	70%	85%	100%	Schools Extended Schools Cluster Co-ordinators	Heather Clements (CYPSP) Harrow Council
		The rationale for our target is that we have a programme in place to develop all Harrow schools as extended schools by 2010/11 so are setting a 100% target. The interim targets are based on steady progress towards that goal.							
		This indicator is based on academic year and will be achieved by September 2010							
Improve economic well being	D	152*	Working age people on out of work benefits	9.6% Q1 06 to Q2 07  NI 152 Baseline Calculations	9.3%	9.0%	8.6% 1% reduction	Colleges	Claire Codling SD&E Harrow Council and Job Centre Plus
		A refresh of this target will be undertaken, should national employment/claimant figures change substantially over the next year.							
		This is a partnership between Harrow Council and Job Centre Plus and other partners all working to help workless clients into work.							
		We will reduce the claimant count by one percentage point from the baseline.							


Harrow's Local Area Agreement 2008-2011

Priority		National Indicator(s)	Baseline	2008/09	2009/10	2010/11	Partners	Lead & Management Group(s)
Increase environmental sustainability	D	198* Children travelling to school – mode of travel usually used	38% School Travel Plans  Ni 198 Car usage	37%	36%	35%	Traffic Management Schools Healthy Schools Road Safety PCT TfL	Reeta Lad (SD&E) Harrow Council
<p>The estimate of 1% reduction per year is based on looking at the trend for exactly the same 16 schools figures based on the school travel plans results. The baseline is based on a list of all schools that had travel plans by Jan 2008 and survey results from their travel plans.</p> <p>The car usage has been documented and the total number of pupils surveyed for each school in order to calculate a percentage of car usage for schools in Harrow with Travel Plans. Only car usage is included in the baseline and does not include car share or park and stride.</p>								
	D	197* Improved local biodiversity – active management of local sites	61%  NI 197	61% 0 sites	70% 2 sites moved into positive management	83% 3 sites moved into positive management (total 5 sites)	Voluntary and Community Sector	Anna Cohen (SD&E) Harrow Council
<p>The draft targets are our maximum targets which we can deliver. It will be in the second and third years that we will be implementing management on site previously left unmanaged, which will include private sites. This is likely to increase costs for the parks department and therefore is likely to require additional funding. The targets have been discussed and approved with Natural England and the baseline is includes sites which do not have document management as suggested by Natural England.</p> <p>The first year's additional work to assess baselines will be undertaken as necessary by NE and Harrow. If required targets will be revisited at refresh.</p>								


Harrow's Local Area Agreement 2008-2011

Priority		National Indicator(s)	Baseline	2008/09	2009/10	2010/11	Partners	Lead & Management Group(s)
Combat Climate Change in Harrow	D	186*	Per capita CO2 emissions in the LA area (Defra 2005)	5.2 tonnes per capita	3.5% reduction against baseline (0.18 tonnes)	7.5% reduction against baseline (0.39 tonnes)	11.5% reduction against baseline (0.60 tonnes)	Transport Team Harrow in Business Strategic Planning Housing Harrow Council
Increase provision of affordable housing	D	155*	Number of affordable homes delivered (gross) (2007/08)	127	200	200	200	Alison Pegg (SD&E) Harrow Council
<p>The London Plan requires Harrow to reach a target of 200 new affordable homes per annum (based on the policy requirement that 50% of all housing produced should be affordable with a Housing Capacity target in Harrow of 400 homes per annum). In 2006/07 we completed 143 affordable homes (rent and intermediate). In 2007/08 we completed 127 affordable homes and in 2008/09 we anticipate meeting the target of 200 homes. The achievement of our targets will depend on a number of large schemes obtaining planning permission and development commencing during 2008/09.</p> <p>The targets submitted are gross figures as required by NI155 and would include acquisitions (although we have none planned for 2008/9). Our target is derived from the London Plan target for affordable housing which we interpret as a net target. However as we have not met it in any of the years since it has been in place and in view of the current housing market uncertainty, I feel it would be inappropriate at this time to increase the LAA target on the basis this is gross and should therefore be higher than the London Plan net target.</p> <p>The targets are conditional on the continuation of the current affordable housing policy in the London Plan and the buoyancy of the market to stimulate the anticipated level of development.</p>								
Improve street and environmental cleanliness	D	195a* 195b* 195c* 195d*	Improved street and environmental cleanliness (i.e. levels of [a] litter, [b] detritus, [c] graffiti, and [d] fly posting)	17 23.3 5 1	15 20 5 1	13 16 4 1	12 12 3 1	Andrew Baker (SD&E) Harrow Council
<p>The council has adopted a target to achieving 12% by 2012 - the Capital Standards target for cleanliness across London. The above targets have been incorporated into a resource plan. The council aims to improve, review, and consolidate annual improvements to ensure that the service gains are sustainable.</p> <p>The baseline figure has been arrived by adjusting our BV 199 score for 2007/8 to take into account the 0.5 weighting for b/c grades that is used in NI 195</p> <p>We will work with other boroughs to agree peer review and quality assurance of the targets in an open and transparent way</p>								

Harrow's Local Area Agreement 2008-2011

Priority		National Indicator(s)	Baseline	2008/09	2009/10	2010/11	Partners	Lead & Management Group(s)
Increase domestic waste recycling	D	192*	Household waste recycled and composted	38	42	47	50	Andrew Baker SD&E Harrow Council
The national target is to achieve 40% by 2010. There are several areas where we need to spend additional resources to achieve the proposed targets, which have been scheduled into a resource plan. These include flats recycling and improve the services at the civic amenity site.								
Improve public perception of crime and ASB in Harrow	D	17*	Perceptions of anti-social behaviour	49.9% MORI Quality of Life Survey (03/04) 26% LGUSS	41.9%* Current LAA stretch target 23%	22%	21%	Safer Harrow Management Group statutory agencies: Lead agencies Police & Council. Also direct input from SN teams, Housing, YOT/Children's services, Probation, schools etc Gareth Llywelyn-Roberts (SH) Harrow Council
The Council has received very significant reductions in perceptions over the last three years from a baseline of 49.9% to 33.1%, well ahead of the stretch target. This is a critical indicator being a high level national and local priority. Performance is already being stretched specifically beyond target and increasing this further all be it by a few percentage points as per the proposed target will remain a stretch. This indicator is perceptive and driven by both people's behaviours and environmental conditions witnessed by residents. The sustainability of our current performance is a key priority in the Community Safety Plan, and further investment in public realm and enforcement services has been agreed to support delivery. This has been considered alongside the opportunities that may exist to link to key public realm indicators, especially with regard to fly tipping and litter. The impact on improving on these areas has been taken into account in the proposed targets.								
Reduce domestic violence in Harrow	D	32*	Repeat incidents of domestic violence	Baseline to be established 08/09		<div style="border: 1px solid black; padding: 2px; display: inline-block;">TBC at first annual refresh</div>		Domestic Violence Forum i.e. Council, Police, PCT, Voluntary Sector. Ian Pearce Richard Walton SH Harrow Council

Harrow's Local Area Agreement 2008-2011

Priority		National Indicator(s)	Baseline	2008/09	2009/10	2010/11	Partners	Lead & Management Group(s)	
Build Safer Communities	D	35*	Building resilience to violent extremism	1 (20%)  NI 35 Assessment	1.5 (10%)	2.0 (10%)	2.5 (10%)	<ul style="list-style-type: none"> Police Voluntary & Community sector Schools Youth Service YOT Hate Crime Forum 	CCMG (Javed Khan) Samia Malik Harrow Council
	A forum will be set up to cover the ongoing assessment of resilience to violent extremism with the first year being used to establish external validation.								
	D	40*	Number of drug users recorded as being in effective treatment	288* NDTMS Q3 Green Report	4%	8%	12%	PCT Rosanna Cowan	SH Lizzie Ried Harrow Council
<p>NTA has advised the Strategic Health Authority and PCT to put a baseline figure of 288 for effective treatment. Although figures on the NDTMS Quarter 3 Green Report (April to Dec 07) have shown 303 heroin users and 26 crack users in effective treatment. As effective in February 08, the retention rate will include those discharged within 12 weeks (i.e., drug free referred on and planned discharge). Baseline figure will be revised in May 08 according to the National Treatment Agency.</p> <p>The Drug Action Team and its partnership have agreed to increase the drug users (problematic drug users) in effective treatment at 4% per year from 2008 to 2011, accounting for 36 PDU. The reason for this "steady state" is because of the tight Pooled Treatment Budget given by the Dept of Health. All these are reflected on the Final Treatment Plan: Part 2 08/09, to be signed off by the Chairs of the Safer Harrow Management Group and the Joint Commissioning Body.</p>									
D	115*	Substance misuse by young people	12% Tell Us Survey	11%	10%	9%	CYPSP (Positive Contribution and Staying Healthy) PCT Angie Woods DAT	SH Lizzie Ried Harrow Council	
DCSF have agreed that as this is an interim year the targets can be reviewed at the end of year 1 and the option to review the baseline and targets after year 1 are to be included as part of the final agreement.									
The proxy targets are acceptable and are based on the 2007-08 TellUs2 survey results which have been submitted.									

Harrow's Local Area Agreement 2008-2011

Statutory Education and Early Years Targets based on Academic Years

Priority		National Indicator(s)	Baseline 06/07 (academic year)	2007/08 (academic year)	2008/09 (academic year)	2009/10 (academic year)	2010/11 (academic year)	Partners	Lead & Management Group(s)
	D	92 Early Years (EYSP) – to narrow the achievement gap at age 5	36.5	N/A	33.96	Calc Jan 09			CYPSP
	D	72 Early Years (EYSP) – to increase achievement for all children at age 5	43.0	N/A	49.1	Calc Jan 09			CYPSP
	D	73 Key Stage 2 – to increase proportion achieving level 4+ in both English and Maths	73.2	N/A	79.0	Calc Jan 09			CYPSP
	D	93 Key Stage 1-2 – to improve proportion progressing 2 national curriculum levels in English	86.0	N/A	90.0	Calc Jan 09			CYPSP
	D	94 Key Stage 1-2 – to improve proportion progressing 2 national curriculum levels in Maths	79.0	N/A	86.0	Calc Jan 09			CYPSP
	D	74 Key Stage 3 – to increase proportion achieving level 5+ in both English and Maths	72.6	N/A	78.0	Calc Jan 09			CYPSP
	D	83 Key Stage 3 – to increase proportion achieving level 5 in science	75.0	78.0	82.0	Calc Jan 09			CYPSP
	D	95 Key Stage 2-3 to improve proportion progressing 2 national curriculum levels in English	32.6	N/A	41.0	Calc Jan 09			CYPSP
	D	96 Key Stage 2-3 – to improve proportion progressing 2 national curriculum levels in Maths	67.5	N/A	71.0	Calc Jan 09			CYPSP
	D	75 Key Stage 4 – to increase proportion achieving 5 A*-C grades at GCSE and equiv incl GCSE English and Maths	56.0	N/A	64.0	Calc Jan 09			CYPSP
	D	97 Key Stage 3-4 to improve proportion progressing equivalent of 2 national curriculum levels in English	62.8	N/A	71	Calc Jan 09			CYPSP
	D	98 Key Stage 3-4 – to improve proportion progressing equivalent of 2 national curriculum levels in English	44.7	N/A	49	Calc Jan 09			CYPSP

Harrow's Local Area Agreement 2008-2011


D	87	Attendance – to reduce persistent absentee pupils in secondary schools	4.7	N/A	4.8	Calc Jan 09			CYPSP
D	99	Children in care – to increase proportion achieving level 4+ in English at Key Stage 2	50	N/A	50	Calc Jan 09			CYPSP
D	100	Children in care – to increase proportion achieving level 4+ in maths at Key Stage 2	25	N/A	50	Calc Jan 09			CYPSP
D	101	Children in care - to increase proportion achieving 5 A*-C grades at GCSE and equiv incl GCSE English and maths	15.38	N/A	15	Calc Jan 09			CYPSP
D	N/a	% Reduction in persistent absence in primary schools (effective from 2009/10)	1.8	N/A	Will be calculated in Jan 09 Salts return	Calc Jan			CYPSP

Harrow's Local Area Agreement 2008-2011


ANNEX 1 Local Indicators

	Indicator	Baseline	Target 2008/09	Target 2009/10	Target 2010/11	Partners	Lead & Management Groups
N	Number of homes in Harrow that sign up to be smoke free	0	3000				AH&SC Shikha Sharma PCT
N	Number of 4 week smoking quitters who attended the NHS smoking service	1000	LDP Target + 50 quitters				AH&SC Shikha Sharma PCT
N	Number of residential burglary where victim is over 75 years	389	180			Police Council	SH Richard Walton Police
N	Reduction in the number of non-residential burglary in the borough	749	601			Police Council	SH Richard Walton Police
N	Proportion of adults saying they are in fear of being a victim of crime	41%	33%	30	27	Safer Harrow Management Group statutory agencies: Lead agencies Police & Council. Major partner is communications across council and police.	Richard Walton SH Gareth Llywelyn Roberts Police
N	Number of businesses (new and existing) supported through the Harrow mentoring package including mentoring, consultancy, diagnostics and case studies	13 (05/06)		249 Businesses Supported		Harrow Council	Allen Pluck (SD&E) Harrow in Business
N	% of young people aged 16-18 who are NEET	5.6% (04/05)	4.6%				CYPSP
N	Reduction of permanent exclusions	67 (04/05)	27				CYPSP Harrow Council
N	Reduction of fixed term exclusions	1130 (04/05)	964				CYPSP
N	Improved attendance at 25% worst performing schools in Harrow LA area with regard to attendance (Primary Schools)	6.76%	6.1%				CYPSP

Harrow's Local Area Agreement 2008-2011

N	Improved attendance at 25% worst performing schools in Harrow LA area with regard to attendance (Secondary Schools)	7.37%	6.2%				CYPSP
N	Average points score per pupil at level 2 at age 16	369.3	388				Heather Clements (CYPSP) Harrow Council
N	Rates of exclusive breastfeeding at six weeks	33%	39%			Louise Taylor	CYPP Angie Woods PCT
N	Breastfeeding initiation rates	60%	69.5%			Louise Taylor	Angie Woods CYPP PCT
N	Number of adults volunteering in Harrow: - Number of socially excluded adult volunteers in Harrow - Number of other adult volunteers in Harrow	11,045 22,024	11,345 23,224				Javed Khan CCMG
N	Proportion of adults who say that people from different backgrounds get on well in their neighbourhood (measured by residents responding to 'strongly agree' and 'tend to agree')	55%	61%				Javed Khan CCMG
N	70 Hospital admissions caused by unintentional and deliberate injuries to children and young people  NI 70 - Trajectory	84.55 admissions per 10,000 population (07/08)	94.55	102	104	PCT Harrow Council Health Visitors Children Centres	Mitch Blair (CYPSP) Northwick Park Hospital

Harrow's Local Area Agreement 2008-2011

D	123*	16+ current smoking rate prevalence	729 per 100,000 06/07  NI 123.xls	674 LDP to be confirmed	672	670	PCT	AH&SC Shikha Sharma PCT
---	------	-------------------------------------	---	----------------------------	-----	-----	-----	-------------------------------

On agreement of the LDP figures between Harrow PCT and the SHA, NI 123 will be transferred into the designated section of the LAA during the first year refresh.